

SD, SD-R01, SD-Z & MX1

Spot Leak Detectors



SD, SD-R01, SD-Z and MX1 Spot Detectors detect conductive fluids at a single point for the most economical way to detect fluids in small, confined areas. These devices are commonly used in small rooms and in air-conditioning drip pans. Use only with SC conductive fluid leak detection cables.

Veris offers four models of spot detectors which can integrate with various building management systems.

SPECIFICATIONS

SD, SD-R01, SD-Z

Input Power: SD-R01 Only	24 Vac/dc ±10%; 0.1 A max. (AC: 50/60 Hz)
Storage Environment	-20 to 70 °C (-4 to 158 °F)

OUTPUTS

Solid-state: SD Only	12 to 36 Vac@0.01 A min., 0.1 A max., 50/60 Hz; 18 to 36 Vdc@0.01 A min., 0.1 A max.
Relay: SD-R01 Only	Dry Contact, Form C; 1 A@24 Vdc, 0.5 A @120 Vac resistive

LEADER CABLE (NSC)

Length:	
SD	14 ft. (4.2 m)
SD-R01	14 ft. (4.2 m)
SD-Z	10 ft. (0.3 m) (2 cables included)
Connector: SD-Z Only	1 male, 1 female; 4 pin, 0.96" (24.38 mm) diameter; connects to SC or NSC Cable

OPERATING ENVIRONMENT

Temperature	0 to 50 °C (32 to 122 °F)
Humidity	5% to 95% RH non-condensing
Altitude	10,000 ft. (3,048 m) max.

WARRANTY

Limited Warranty	2 years
------------------	---------

Simple installation

Simple installation – screw, or ram-set to floor (SD, SD-R01, SD-Z)

Simple operation

Simple operation...no maintenance

Solid-state design

No moving parts to fail

Polymer coated

SD, SD-R01, SD-Z models have polymer-coated sensing probes...no exposed metal that will rust

Durability

All models are fully potted for water resistance...maximum durability

MODEL	DESCRIPTION
SD Spot Detector	<ul style="list-style-type: none"> Operates on either 12 to 36 Vac or 18 to 36 Vdc power Includes a 14 ft. (4.2 m) leader cable
SD-R01 Spot Detector with Relay Output	<ul style="list-style-type: none"> Works with any system that accepts dry contacts Operates on 24 Vac/dc ±10% Automatically resets when conductive fluid is no longer present (AC power only; if DC power is used, device must be reset by disconnecting power momentarily) Includes a 14 ft (4.2 m) leader cable
SD-Z Spot Detector	<ul style="list-style-type: none"> Designed for use with all RLE detection panels, with SC sensing cable to integrate both zone and spot detection into one panel Powered by the LD310, LD1000, LD5200, LDRA6, or LD2000 When used with a distance read panel (LD2000 or LD5200), the location of the leak will be identified (simulates 50 feet) Includes one male and one female end connector, each on a 1 ft (30 cm) lead wire
MX1 Spot Detector	<ul style="list-style-type: none"> Battery-operated or 12 to 30 Vdc/24 Vac powered

SPECIFICATIONS

MX1

Input Power	12 to 30 Vdc/24 Vac, 50/60 Hz; typical 10-year life lithium battery model available
Max Current Draw, MX1V	10 mA
Output	N.C. solid-state, (opens on alarm)
Output Rating	30 Vac/dc@0.1 A max., not polarity sensitive
Sensing Electrodes	Gold plated

OPERATING ENVIRONMENT

Temperature	-20 to 80 °C (-4 to 176 °F)
Humidity	0 to 100% RH
Water Resistance	Not intended for continuous submersion in water

WARRANTY

Limited Warranty	5 years
------------------	---------

AGENCY APPROVALS

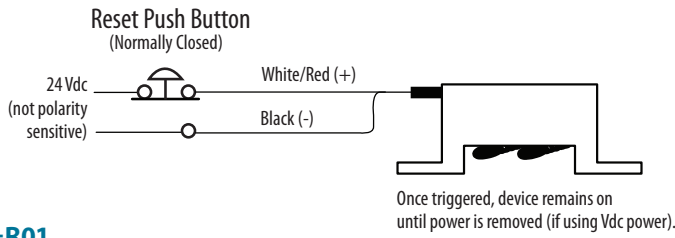


*The CE mark indicates RoHS2 compliance. Please refer to the CE Declaration of Conformity for additional details.



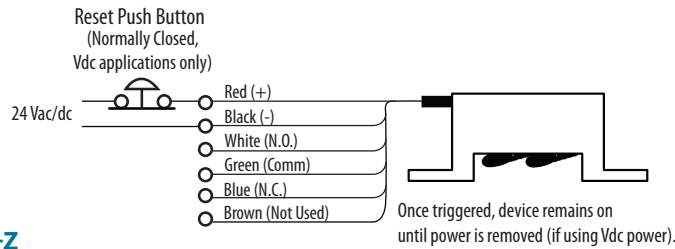
SD

Wiring Diagram



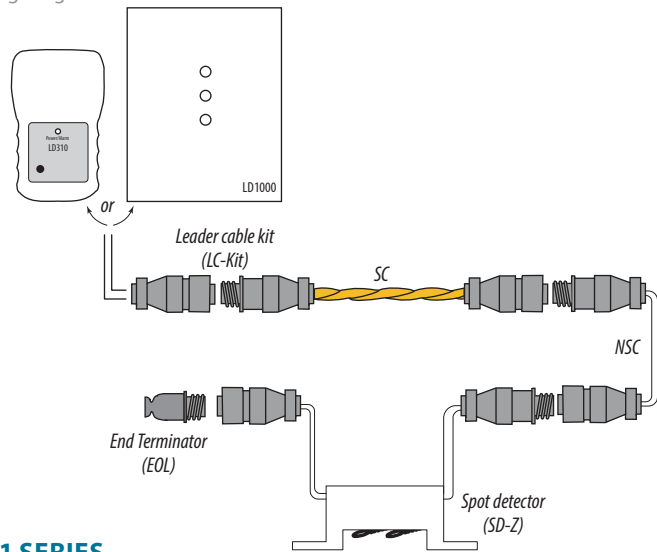
SD-R01

Wiring Diagram



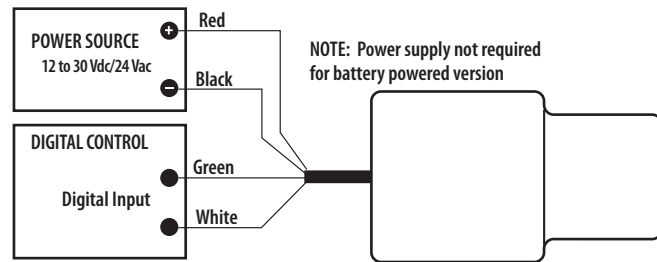
SD-Z

Wiring Diagram



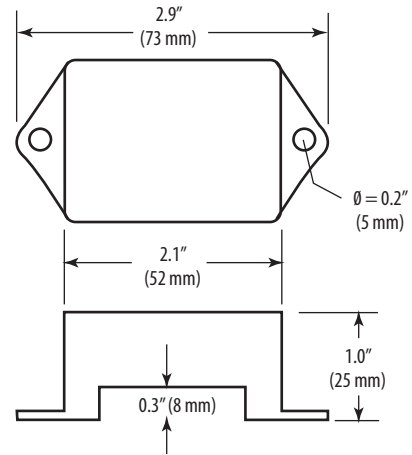
MX1 SERIES

Wiring Diagram



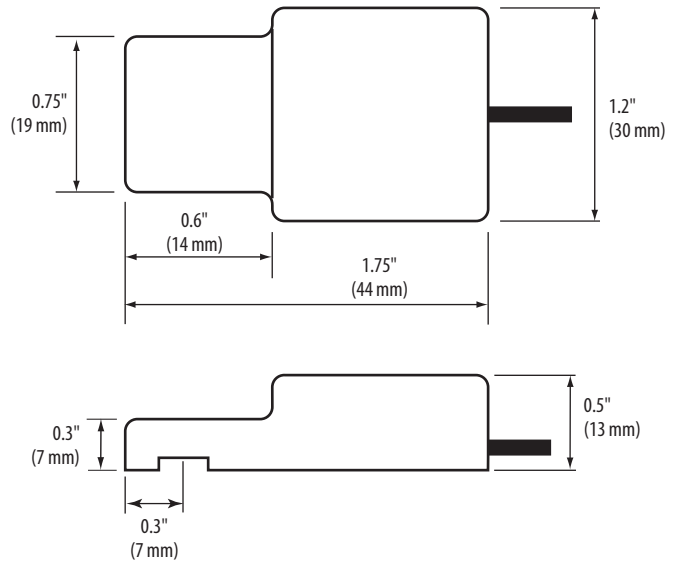
SD SERIES

Dimensional Drawing



MX1 SERIES

Dimensional Drawing



ORDERING INFORMATION

MODEL	MANUF. PART #	DESCRIPTION	CE	ETL
U006-0006	SD	Spot Detector, 14' leader cable	•	•
U006-0007	SD-R01	Spot Detector, 14' leader cable, relay out	•	•
U006-0008	SD-Z*	Spot Detector, 2x10" leader cable	•	•
MX1B	MX1B	Spot Detector, battery		
MX1V	MX1V	Spot Detector, 12 to 30 Vdc/24 Vac		

* The SD-Z uses DIN style connectors. Connect it via the LC-KIT, or integrate it into an LC-KIT-SC/NSC cable configuration.

